



Options

FX-8801 T18 Tip series	Power consumption 65 W (26 V) Temperature range 50 to 480°C Tip to ground resistance <2 Ω Tip to ground potential <2 mV Heating element Ceramic heater Standard tip Shape-B (No. T18-B) Cord length 1.2 m Total length 217 mm Weight 46 g	FX-8805 T19 Tip series	Power consumption 65 W (26 V) Temperature range 50 to 480°C Tip to ground resistance <2 Ω Tip to ground potential <2 mV Heating element Ceramic heater Standard tip Shape-B (No. T19-B) Cord length 1.2 m Total length 222 mm Weight 52 g	FX-8802 T18 Tip series	Power consumption 65 W (26 V) Temperature range 50 to 480°C Tip to ground resistance <2 Ω Tip to ground potential <2 mV Heating element Ceramic heater Standard tip Shape-B (No. T18-B) Cord length 1.2 m Total length 190 mm Weight 59 g
----------------------------------	---	----------------------------------	---	----------------------------------	---

FX-8803 T18 Tip series	Power consumption 65 W (26 V) Temperature range 50 to 480°C Tip to ground resistance <2 Ω Tip to ground potential <2 mV Heating element Ceramic heater Standard tip Shape-3C (No. T18-CF3) Standard guide nozzle φ1.0 mm Usable solder diameter φ0.6, 0.8, 1.0, 1.2, 1.6 mm Cord length 1.1 m Dimensions 170 (W) x 180 (H) x 23 (D) mm Weight 207 g	FX-8804 Dedicated Tip series for FX-8804 (Hakko 950)	Power consumption 65 W (26 V) Temperature range 200 to 400°C Tip to ground resistance <2 Ω Tip to ground potential <2 mV Heating element Ceramic heater Standard tip Shape-2L (No. A1378) 2 pcs/set Cord length 1.2 m Total length 186 mm Weight 93 g
----------------------------------	---	--	---

*Requires separate purchase of iron holder. Iron holder Part No. C1437

*Need an optional holder clip No.B3666 to fit into soldering iron holder Iron holder Part No. FH800-04BY is also available.

*The recommended (process) temperature is from 200°C to 400°C while setting temperature range of FX-888D is from 50°C to 480°C.

Total length and weight exclude cord or tube, but include the standard tip(s) already attached.

Packing list • Specifications

FR-701	Station, Soldering iron (FX-8801), Desoldering tool (FR-4101), Iron holder (FH-800 with cleaning sponge and wire), Iron holder (FH-410 with cleaning wire), Tool box (Cleaning pin for φ1.0 mm, Cleaning pin for heater, Cleaning drill for φ1.0 mm, Nozzle wrench, Filter [qty 2], Ceramic paper filter L [qty 4]), Power cord, Instruction manual	FR-702	Station with hot air handpiece, Nozzle N61-05 for hot air, Handpiece holder for hot air, Vacuum pipe control knob L (with screw), Pads (qty 2 each of φ3 mm, φ5 mm, φ7.6 mm), Soldering iron (FX-8801), Desoldering tool (FR-4101), Iron holder (FH-800 with cleaning sponge and wire), Iron holder (FH-410 with cleaning wire), Tool box (Cleaning pin for φ1.0 mm, Cleaning pin for heater, Cleaning drill for φ1.0 mm, Nozzle wrench, Filter [qty 2], Ceramic paper filter L [qty 4]), Heat resistant pad, Color band (qty 2), Power cord, Instruction manual
---------------	---	---------------	--

Power consumption 260W	Station Refer to the specification of FX-8801 in the options listed above.	Power consumption 1030 W (100 V), 1170 W (110 V), 1430 W (220 V), 1530 W (230 V), 1630 W (240 V)	Station Refer to the specification of FX-8801 in the options listed above.
Station Dimensions 190 (W) x 140 (H) x 220 (D) mm Weight 6.2 kg	Desoldering tool Power consumption 140 W (24 V) Nozzle to ground resistance <2 Ω Nozzle to ground potential <2 mV Heating element Composite heater Standard nozzle φ1.0 mm S type (No. N61-05) Cord length 1.2 m Total length 168 mm (with φ1.0 mm S type nozzle) Weight 170 g (with φ1.0 mm S type nozzle)	Station (Soldering iron) Output voltage AC 26 V Temperature range 50 to 480°C Temperature stability ±1°C at idle temperature (When set to 200 to 480°C)	Station (Soldering iron) Output voltage AC 26 V Temperature range 50 to 480°C Temperature stability ±1°C at idle temperature (When set to 200 to 480°C)
Station (Soldering iron) Output voltage AC 26 V Temperature range 50 to 480°C Temperature stability ±1°C at idle temperature (When set to 200 to 480°C)	Station (Desoldering tool) Output voltage AC 24 V Vacuum generator Vacuum pump, double cylinder type Vacuum pressure Max. 80 kPa (600 mmHg) Suction flow 15 L/min. Temperature range 330 to 450°C Temperature stability ±5°C at idle temperature	Station (Desoldering tool) Output voltage AC 24 V Vacuum generator Vacuum pump, double cylinder type Vacuum pressure Max. 80 kPa (600 mmHg) Suction flow 15 L/min. Temperature range 330 to 450°C Temperature stability ±5°C at idle temperature	Station (Desoldering tool) Output voltage AC 24 V Vacuum generator Vacuum pump, double cylinder type Vacuum pressure Max. 80 kPa (600 mmHg) Suction flow 15 L/min. Temperature range 330 to 450°C Temperature stability ±5°C at idle temperature
Station (SMD rework station) Power consumption 30 W Airflow setting range 1 to 9 (5 - 115 L/min.) Temperature range 50 to 600°C	Handpiece (Hot air) Power consumption 670 W (100 V), 810 W (110 V), 1070 W (220 V), 1170 W (230 V), 1270 W (240 V) Standard nozzle φ 4 mm (No. N51-02) Total length 250 mm Weight 180 g		

*Total length and weight exclude cord and hose.


*Values for airflow are approximate. Actual volume of airflow may be affected by the size and shape of the nozzle used.

*Total length and weight exclude cord and hose.



Powerful Rework Station !!

The new rework stations upgraded in all the functions of soldering, desoldering and hot air for more safe and secure rework.



HEAD OFFICE
4-5, SHIOKUSA 2-CHOME, NANIWA-KU, OSAKA, 556-0024 JAPAN
TEL: +81-6-6561-3225 FAX: +81-6-6561-8466
http://www.hakko.com E-mail: sales@hakko.com

OVERSEAS AFFILIATES
U.S.A.
AMERICAN HAKKO PRODUCTS, INC.
28920 AVENUE WILLIAMS VALENCIA, CA 91355, U.S.A.
TEL: (661) 294-0090 FAX: (661) 294-0096
Toll Free (800)88-HAKKO
http://www.hakkousa.com

HONG KONG
HAKKO DEVELOPMENT CO., LTD.
ROOM 1504, EASTERN HARBOUR CENTRE,
28 HOI CHAK STREET, QUARRY BAY, HONG KONG.
TEL: 2811-5588 FAX: 2590-0217
http://www.hakko.com.hk
E-mail: info@hakko.com.hk

SINGAPORE
HAKKO PRODUCTS PTE LTD
1, GENTING LINK #02-04
PERFECT ONE, SINGAPORE 349518
TEL: 6748-2277 FAX: 6744-0033
http://www.hakko.com.sg
E-mail: sales@hakko.com.sg

Please access to the following for the other sales affiliates and distributors.
<http://www.hakko.com>
Specifications and design are subject to change without notice. Copyright HAKKO Corporation. All right reserved.
HAKKO is registered in countries and regions including the following. Japan, USA, South Korea, Singapore, China, the member of CTM.

CA00489RbYa001 2016.6

Powerful and compact rework stations that contain every function needed for rework

Every application needed for soldering-related work, soldering iron, hot tweezers, desoldering tool and hot air tool (only with FR-702), has been aggregated in a compact body.

All the applications have been upgraded from the previous models for more safety, efficient and secure work.



desoldering tool

soldering iron

HAKKO FR-701 ESD SAFE REPAIR SYSTEM

Desoldering & Soldering

Multi rework station with 140 W desoldering tool and M type soldering iron 2 in 1 style saves space



desoldering tool

2 soldering irons

hot air

HAKKO FR-702 ESD SAFE REWORK SYSTEM

Desoldering, Soldering (Dual port) & Hot Air

Rework station with 3 functions of soldering, desoldering and hot air. Dual port for soldering accepts 2 types of applications of your choice from 5 types.

HAKKO FR-701 ESD SAFE REPAIR SYSTEM


Desoldering tool

High power **140W**

140 W high power enables perfect desoldering for the components on multi-layer PWB. A wide selection of nozzle, with the addition of new types, is available for a variety of desoldering works.




Desoldering tool HAKKO FR-4101



SS type nozzles for micro land patterns



Long type nozzles for narrow space



Oval shape nozzles for flat type terminals

By increasing the power consumption from 50 W to 140 W, components on multi-layer PWB can be removed easily which used to be impossible before. New added nozzles are effective even for micro lands, narrow spaces and flat terminals which are often found on small PWB for mobile phones.

Unique functions to support desoldering

- Valve function for secure desoldering
- Anti clogging function to reduce solder clogging
- Easy heater replacement
- Large filter and clear cover improve the maintainability

Soldering iron

High thermal conductivity **65W**

4 different kinds of applications available in addition to the FX-8801 soldering iron



Soldering iron M type HAKKO FX-8801
Takes T18 tip series, which have a wide range of shapes.



Soldering iron L type HAKKO FX-8805
Takes T19 tip series, which have higher thermal capacity compared to previous tip series.



N₂ Soldering iron HAKKO FX-8802
Prevents tip oxidation and contributes to soldering efficiency as well as preheating.



One-hand operation solder-feed soldering iron HAKKO FX-8803
Makes one-hand operation for solder feeding and soldering possible, and makes the other hand available for other action.



T18-B

T19-B



T18-B (O.D. φ6.9mm)

T19-B (O.D. φ8.5mm)

T18 and T19 tip series are designed to have improved thermal conductivity from their previous models by reviewing both external and internal structures. T19, with its upgraded thermal mass by the new design of tip structure and shapes, is suitable for soldering what requires high thermal capacity.



SMD Hot tweezers HAKKO FX-8804
Makes it easy to remove SOP's up to 25 mm. (Direct heating)

Hold a component with hot tweezers to melt solder joints and remove it from PWB. Due to direct heating, it does not disturb the surrounding heat-sensitive components compared to hot air application.



Hot air

High power **670W**

Air flow volume and temperature range have been significantly increased to max. 115mm/min. and 50 to 600°C respectively from the previous models. It improves work efficiency and safety in rework operation by providing powerful hot airflow to PWB with high thermal capacity and sufficient hot airflow to high-density PWB.



New type of nozzles for improving temperature characteristics

The new nozzles improve work efficiency with uniform heating by hot air convection inside the nozzle which is created due to vents on the nozzle top. (Only with BGA nozzles)



Vacuum pickup function

The vacuum pickup function is to pick up a component with a suction pad and vacuum. It will pick a component only after the hot air melts solder joints. This can avoid an error to peel off the land by removing a components with excessive force.



Pickup indicator

By pre-setting pickup function, a component can be picked up automatically when solder is melted. At the same time, the indication comes up and the moment of picking up will be visible. Even a component and solder joints can not be seen as covered by a nozzle, easy and safe picking up is possible.